




eslactive

Classroom Guess Who

Tags: [beginner](#), [clothes](#), [describing people](#), [kids](#)

The Classroom Guess Who ESL game is a version of Guess Who played with members of the class.

 20+  5-15 mins  None

Setup

All the students stand up. Choose one student to come to the front of class (you may want to model the game first yourself).

Game

1. The student at the front chooses one of their classmates, without revealing their choice.
2. The other students take turns asking closed (yes/no) questions about this person's appearance. This could include physical characteristics (e.g. hair colour), and/or their clothes, depending on your target language.
3. When the student at the front answers, the students who no longer fit the description sit down. They can still ask questions however.
4. After five questions, the students are allowed to make guesses as well as asking questions. If their guess is correct, they get to replace the student at the front.
5. Repeat as many times as desired, with the new student at the front choosing a different person.

Tip: With kids, make sure the student at the front understands not to look at the person they have chosen too obviously!

Target Language

The Classroom Guess Who ESL game is a really fun way to practise [describing people](#) or [clothes](#) vocabulary with a large class. It works particularly well with kids, but could be fun with the right adult class too.