




Conditional Story Circle

Tags: [first conditional](#), [intermediate](#), [kids](#), [second conditional](#)

In the Conditional Story Circle ESL activity, students create a spoken story by linking conditional sentences together.

 4+  5-10 mins  None

Setup

Divide the class into groups of four to six students. The students in each group sit in a circle.

Activity

1. One student starts by saying a sentence in the first or second conditional (*'If I win/won the lottery...'* is always an easy place to start).
2. The next student has to say what happens next as a result. They do this by using the result from the previous sentence as the condition in their sentence.
3. Subsequent students then do the same, forming a story (example below).
4. Repeat for as long as desired. At the end, you could also ask the groups to share a summary of their story with the rest of the class.
 - If I won the lottery, I would buy a sports car.
 - If I bought a sports car, I would drive really fast.
 - If I drove really fast, I would crash.
 - If I crashed, I would break my leg.
 - If I broke my leg, I would go to the hospital...

Target Language

The Conditional Story Circle ESL activity allows students to practise the [first conditional](#) or the [second conditional](#). Due to the nature of the activity, it is designed for intermediate students who have learned the grammar fairly recently (or who need a review), but who are confident enough to produce the grammar orally.

Students who still need to see the structure written down and take more time forming it may benefit from the [Conditional Story Chain](#) activity. For another activity which uses the same setup as Conditional Story Circle without the focus on conditionals, see [Story Circle](#).