




eslactive

To Do List

Tags: [beginner](#), [causative verbs](#), [intermediate](#), [past simple](#)

The To Do List ESL activity is a short, simple exercise in which students write down tasks and then check them off with a partner.

 2+  10-20 mins  None

Setup

Each student will need a piece of paper.

Activity

1. On their paper, students write a list of ten tasks that they need to complete (using causative verbs if that is your target language). They can use tasks from their real life if they wish, or just invent them.
2. Students swap lists with a partner.
3. The students take turns asking each other if they have done the things on their list, e.g. *Did you wash the car?* The other student replies, stating when they did the action if their answer is affirmative (e.g. *Yes, I washed the car yesterday*).
4. As the students answer, the partner checks off the completed activities on the list.

Target Language

For beginner or low intermediate students, the To Do List ESL activity is a quick and easy way to practise the [past simple](#). Not only do students have to use it to answer questions, but forming past simple questions from present tense prompts is a very worthwhile exercise.

For higher intermediate classes, it's great for introducing [causative verbs](#), which are commonly used in describing these types of tasks (e.g. Help Jack do his homework, Get the car repaired etc.). They should ask and answer the questions using this grammar, e.g. *Did you get the car repaired? Yes, I got the car repaired on Tuesday.*