




Travel Blog

Tags: [adjectives](#), [advanced](#), [beginner](#), [emotions and feelings](#), [intermediate](#), [kids](#), [narrative tenses](#), [past continuous](#), [past simple](#), [sports and hobbies](#), [travel](#)

The Travel Blog ESL activity involves students describing the events of an imagined trip.

 1+  45-60+ mins  None

Setup

A good way to introduce the activity is to show the students some examples of real travel blogs. Prepare samples of these if possible.

Activity

1. Define a location/length of the trip the students are to describe. With lower level students you may want them to write a few short diary-style entries, while more advanced students should normally focus on one longer piece of writing, as one would read online.
2. Students write a description of an imagined trip, using the target language.
3. Students then swap their writings and peer-correct. The reader also notes down questions they want to ask the writer (e.g. *How did you feel when...? Which was your favourite activity?*)
4. The reader presents their corrections to the writer and asks their questions. They should also give feedback about which parts of the blog they found the most/least interesting.

Target Language

The Travel Blog ESL activity is very flexible, and can be used to practise a wide variety of grammar and vocabulary topics. As such you can use it for any level from high beginner upwards – just adjust the complexity of the language required as appropriate.

With any level of student, you could focus on the use of [narrative tenses](#). For beginners this will probably just involve the [past simple](#), but lower intermediate students should include descriptions using the [past continuous](#) too. It provides a good opportunity to combine the two tenses, e.g. *We were walking back to the tent when we saw a light...*

Similarly, higher intermediate and advanced students can practise using the [past perfect simple](#) (*We'd just finished dinner when...*) and/or the [past perfect continuous](#) (*We had been walking for about two hours when...*) in these kinds of narratives.

Alternatively, you could simply ask those higher level students to concentrate on creating an engaging piece of writing in a suitable style. This could include the use of interesting and varied [adjectives](#), ellipsis, and even humour.

Due to the subject matter, the Travel Blog ESL activity can also work well with the vocabulary topics of [travel](#), [emotions and feelings](#) (ask students to use relevant adjectives throughout their text), [sports and hobbies](#) (camping, kayaking, climbing), and outdoor equipment (e.g. tent, sleeping bag etc.).

For a similar activity in which students describe an ongoing trip to a family member/ friend, see [Writing A Postcard](#).